

Geometric
Geometric Daybed
2017

Daybeds and Benches



The Geometric Collection celebrates the sublimity of pure geometry championed by the Wiener Werkstätte and the Bauhaus. The Geometric Daybed's seat deck is comprised of a wood frame with pegged slats engineered to allow for variable flex. The tubular steel base creates a continuous arc that holds leather cushions made of dual-density foam for comfort and support. Leather-upholstered cushioning is precision-crafted to fit securely and snugly within the tubular steel armature. Tufted cushions feature cross-angle seams that radiate from the tuft to align with the posts of the tubular steel structure, a gesture that highlights the design's overall geometry, linking back to the importance of linearity and architectural draftsmanship inherent in BassamFellows' work.

CB-457 Geometric Daybed

W 82", 208.5 cm
D 33 5/8", 88.5 cm
SH 13 1/8", 33.4 cm

Wood:
Solid Ash
Solid Oak
Solid Walnut

Finish:
Ebonized black lacquer on Ash or bleached, white pigment, matte acrylic on Ash. Raw effect lacquer on Oak. Hand rubbed natural oil on Oak or Walnut, or hand rubbed black oil on Walnut.

Base:
Satin nickel, satin brass, bronze, gunmetal, or custom metal nanoceramic coated tubular steel.

Seat Deck:
Solid wood seat deck with pegged solid wood slats.

Upholstery:
Foam with inverted seam and knife edge with double topstitch.

Made in Italy



Geometric

Geometric Daybed

2017

Description	W	D	H	Seat H	Arm H	Weight	Pkg Dim	Req. Textile	Req. Leather
CB-457 Geometric Daybed	208.5 cm 82"	88.5 cm 33 5/8"		33.4 cm 13 1/8"		113 kg 248.6 lbs	1.2 cu m 42.7 cu ft		
						crated			



Ordering Instructions

Specify:

1. Wood Type
2. Finish
3. Metal Type
4. Metal Finish
5. Textile Selection

Example:

CB-457-W-NA-MS-BZ-43024

W Solid Walnut
NA Natural Oil
MS Steel
BZ Bronze
43024 Elegant, Camel

Construction/materials

Wood:

Solid Ash (**A**)
 Solid Oak (**O**)
 Solid Walnut (**W**)

Finish:

Ebonized black lacquer on Ash (**EB**) or bleached, white pigment, matte acrylic on Ash (**BL**). Raw effect lacquer on Oak (**RE**). Hand rubbed natural oil on Oak or Walnut (**NA**), or hand rubbed black oil on Walnut (**BO**).

Base:

Satin nickel (**SN**), satin brass (**SB**), bronze (**BZ**), gunmetal (**GM**), or custom metal (**CM**) nanoceramic coated tubular steel.

Seat Deck:

Solid wood seat deck with pegged solid wood slats.

Upholstery:

Foam with inverted seam and knife edge with double topstitch.

Made in Italy

Leather

A
 Coach
 Elegant


Wood

BassamFellows
Wood

Wood



Walnut
W-NA




Walnut Black Oil
W-BO



Oak
O-NA




Oak Raw Effect
O-RE



White Ash
A-BL




Ebonized Ash
A-EB



Teak
T-NA



Iroko
I-NA




Sage Green Ash
A-SG



Sun Yellow Ash
A-SY



Horizon Blue Ash
A-HB



Mesa Red Ash
A-MR

Metal

BassamFellows
Metal

Metal



Matte Black
BP




Satin Nickel
SN



Satin Brass
SB



Bronze
BZ



Gunmetal
GM

Nanoceramic coated steel is a more durable and environmentally improved alternative to traditional metal plating where nano particles of metal are mixed with resin and sprayed onto the metal surface versus being placed in a chemical bath.

Additional colors available. Minimum and upcharge may apply.

Matte Black

Powder coated steel

Satin Nickel

Nanoceramic coated steel

Satin Brass

Nanoceramic coated steel

Bronze

Nanoceramic coated steel

Gunmetal

Nanoceramic coated steel

Elegant

BassamFellows
Leather

Leather




95947 Oxblood



11038 Platinum
Gray




43024 Camel



43807 British Tan



48027 Olive




91059 Anthracite




93718 Dark Cognac



93957 Dark Brown



97026 Dark Navy



99001 Black

Elegant grain leather is aniline-dyed with a batique-effect that displays the natural character of the original Scandinavian cattle hide.

Additional colors available. Minimum and upcharge may apply.

Raw Material

Grain leather from
Scandinavian cattle

Thickness

1.0 – 1.2mm

Finish

Pure aniline leather

Lightfastness

3


Price Grade

A

Coach

Leather

BassamFellows
Leather



00118 Milk




11073 Pale Gray



11049 Medium Gray



13048 Elephant



01061 Gray Beige




13072 Taupe




02119 Camel




33004 British Tan




93129 Dark
Chocolate




93109 Topaz Brown




35126 Oxblood




17027 Cadet Blue




77127 Dark Navy



98015 Dark Green



91102 Anthracite



99999 Black

Coach is a chrome free, soft and pliable semi-aniline leather that offers outstanding comfort combined with excellent durability and is suitable for public environments.

Additional colors available. Minimum and upcharge may apply.

Raw Material

Grain leather from Scandinavian cattle

Thickness

1.1 - 1.3mm

Finish

Semi-Aniline leather

Lightfastness

6

Price Grade

A